

HMS Fisheries

Gear Types

Commercial

- Harpoon
- Drift gillnet
- Deep-set buoy gear
- Purse seine
- High seas longline
- Surface hook & line / troll

Recreational

Research LOA's and Exempted Fishing Permits



HMS Landings

Total: 8,300 mt

Albacore: 7,100 - 7,200 mt

HMS Revenue (ex-vessel)

Total: \$40 million

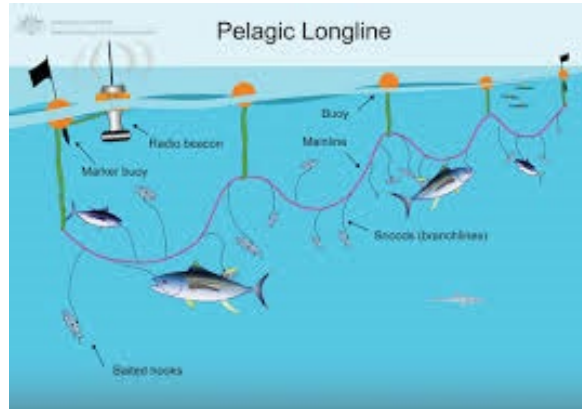
Albacore: \$34-35 million

(data from 2022)

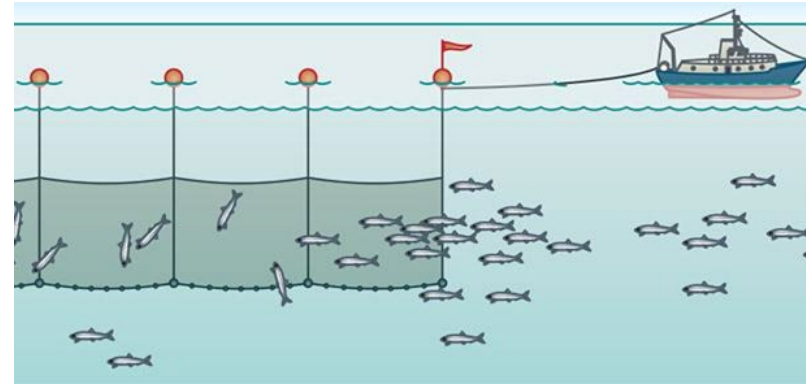


Domestic HMS Authorized Gear Types

HMS Gear Types-Large Volume



Deep-set Longline
(outside EEZ-tuna)




Drift Gillnet

HMS Gear Types-Small Volume



Harpoon



Deep-set Buoy Gear

Domestic Weight Share by Gear

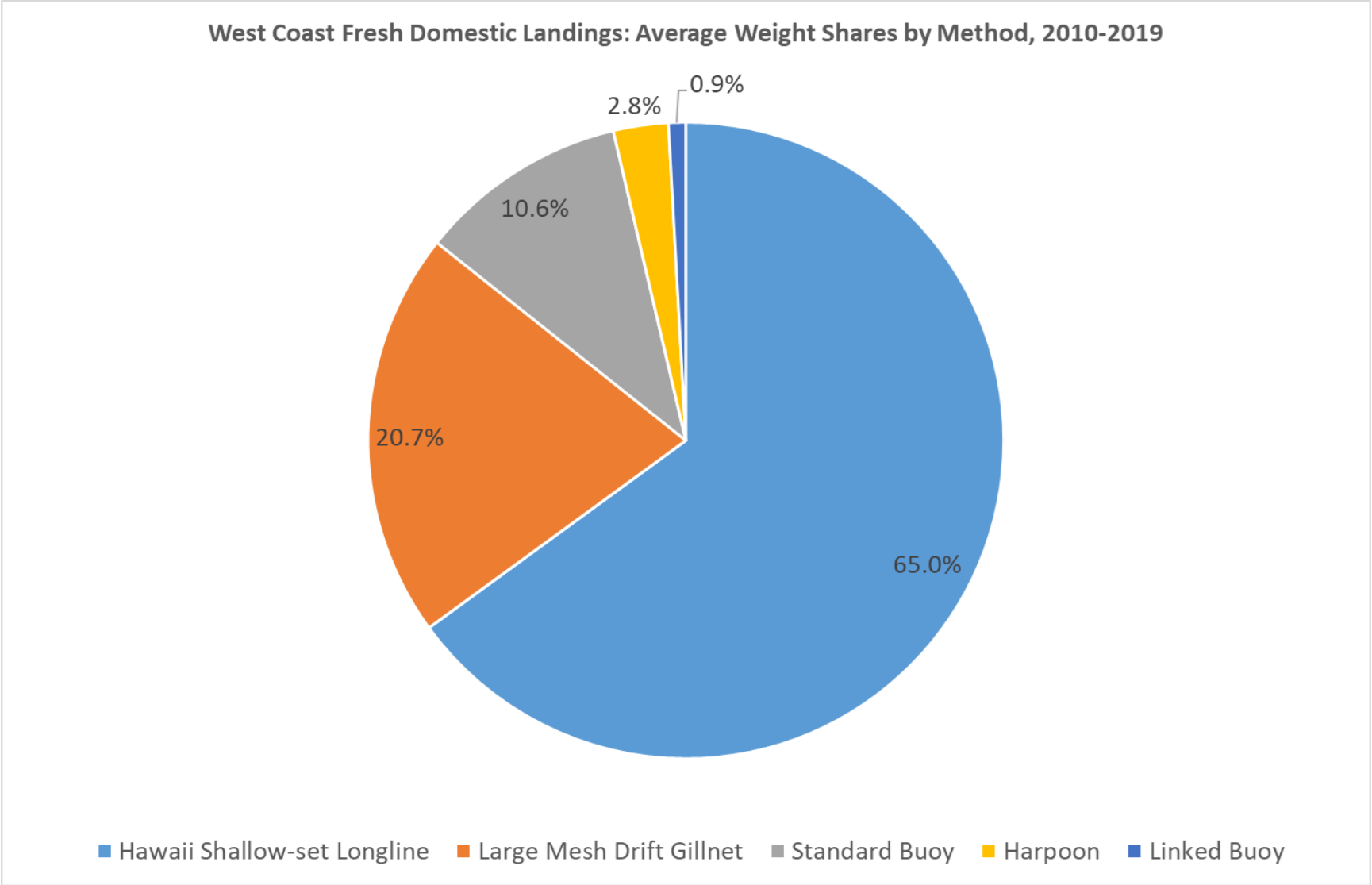


Figure credit: Ruben Bergtraun

Competition with Imports

**Percent Swordfish Supply to
U.S. West Coast 2015 to 2020**



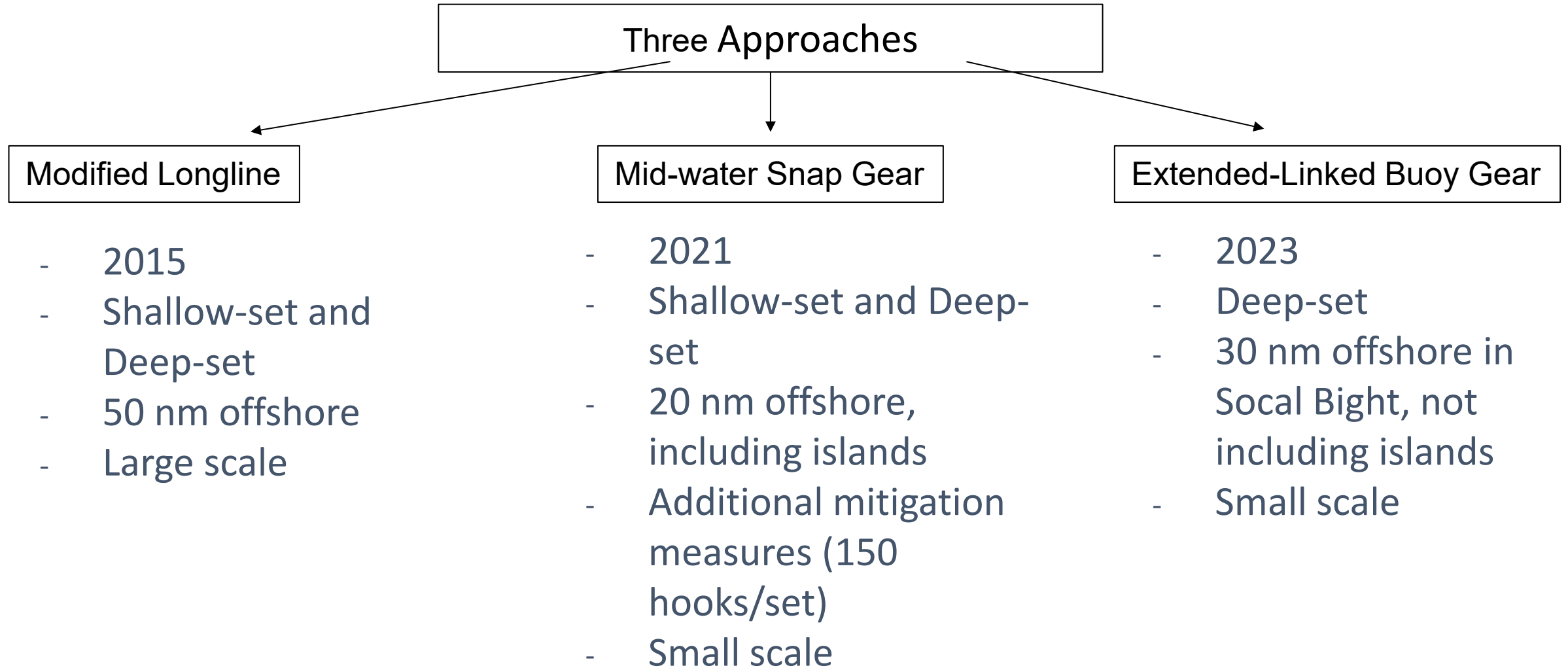
West Coast Fresh Swordfish Imports: Weight Shares by Country, 2010-2019

Country	Fresh		Frozen		Total	
	Weight*	Percent	Weight*	Percent	Weight*	Percent
SINGAPORE	0.1	0.0%	1,923.9	80.3%	1,924.0	45.8%
MEXICO	584.0	32.3%	-	0.0%	584.0	13.9%
ECUADOR	337.9	18.7%	97.3	4.1%	435.2	10.3%
NEW ZEALAND	352.2	19.5%	0.7	0.0%	352.9	8.4%
AUSTRALIA	185.7	10.3%	-	0.0%	185.7	4.4%
INDONESIA	9.8	0.5%	169.2	7.1%	178.9	4.3%
COSTA RICA	162.4	9.0%	8.2	0.3%	170.6	4.1%
CHILE	68.6	3.8%	50.3	2.1%	118.9	2.8%
VIETNAM	10.0	0.6%	86.1	3.6%	96.1	2.3%
OTHER	97.6	5.4%	61.4	2.6%	159.0	3.8%

* Annual average round weight in metric tons, 2010-2019

IMPORT WEIGHT SHARES BY COUNTRY

Council/ HMSMT Recommendations



Inter-American Tropical Tuna Commission (IATTC)



Manages HMS species in eastern Pacific

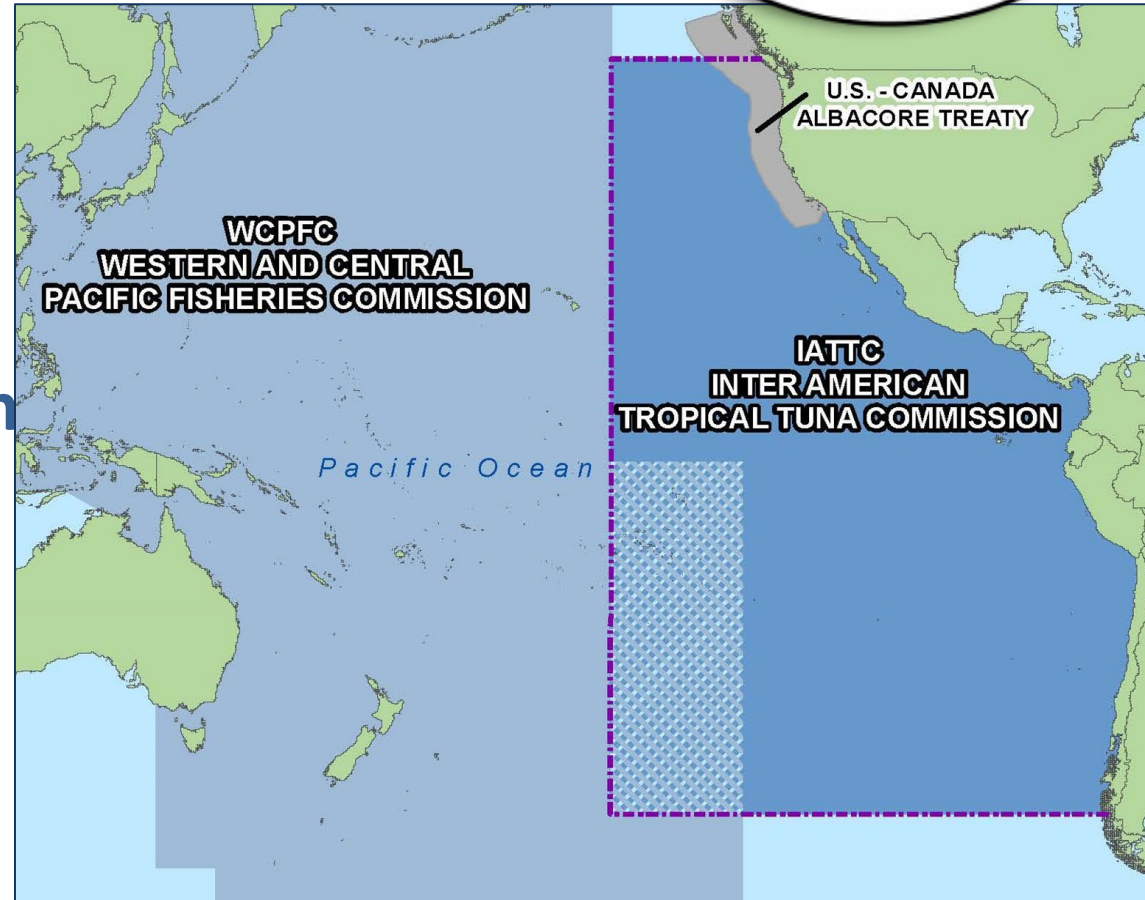
- Stock assessments
- Countries propose management measures

Consensus based agreement

- 21 member countries
- 5 Cooperating non-members

Emerging issues:

**Pacific bluefin,
tropical tunas,
Northern albacore, and FADs**



Distribution of HMS Fisheries in the Eastern Pacific Ocean

