



NOAA
FISHERIES

Budget Update

Paul Doremus
Deputy Assistant Administrator for Operations

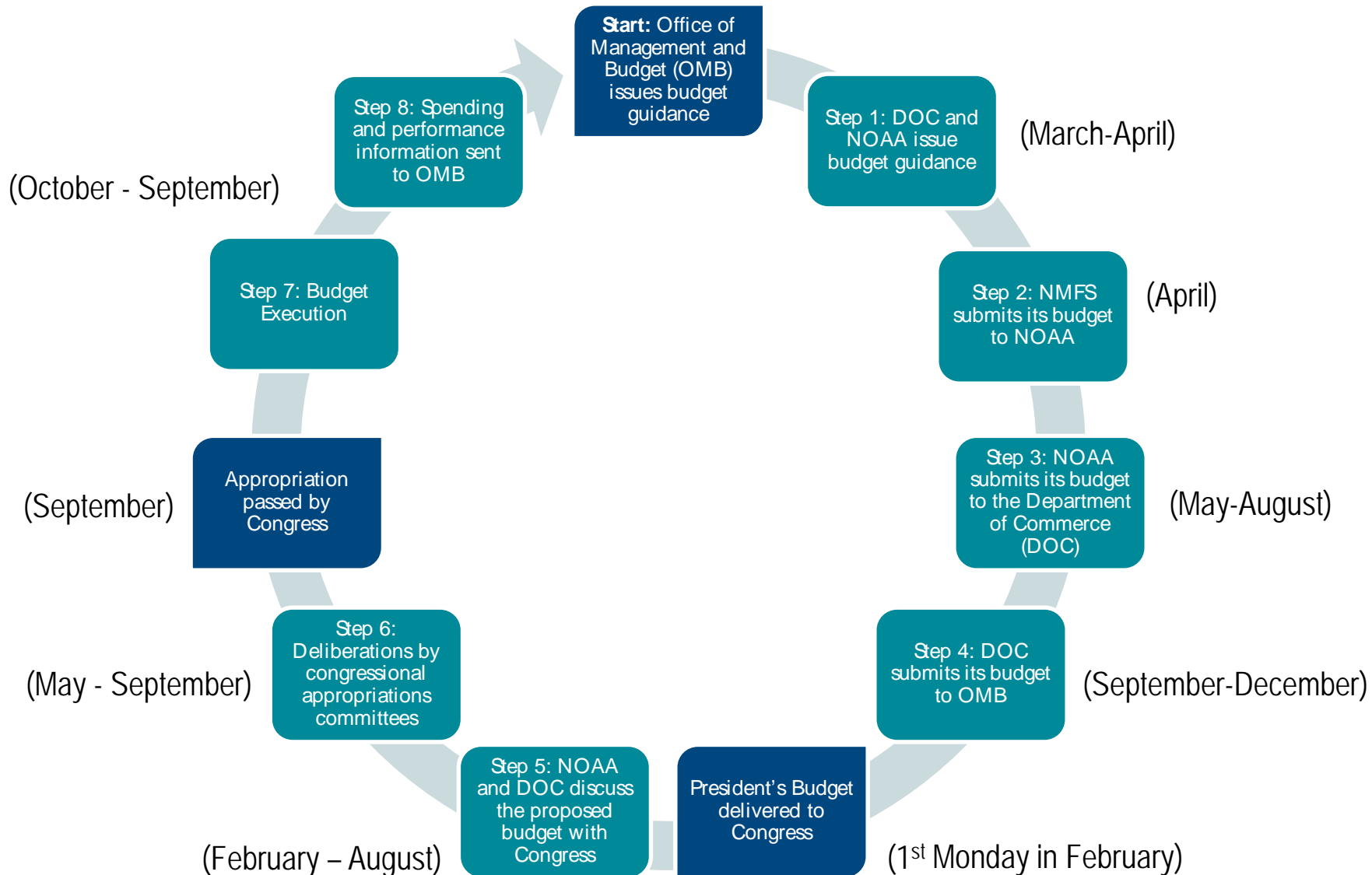
Pacific States Marine Fisheries Commission
September 26, 2016

Agenda

- The Budget Cycle
- Operating in a time of transition
 - What we know: FY 2017
 - Congressional marks
 - State Specific Funding
 - How we're preparing
 - Priority setting and collaboration



The Federal Budget Cycle



President's Budget, Enacted, Rescissions, Available

Budget Planning

- Internal budget planning, priorities guidance, Strategy Execution and Evaluation (SEE) process.

Budget Formulation - President's Budget Request

- Guidance from NOAA, DOC, and OMB is provided to formulate the budget.
- Budget request to Congress is released the 1st Monday in February.

Hearings, Mark-ups and Appropriations

- After the budget request, Congress deliberates on the budget request typically through the spring and summer, and an appropriation bill is provided prior to the start of the fiscal year (Oct. 1).

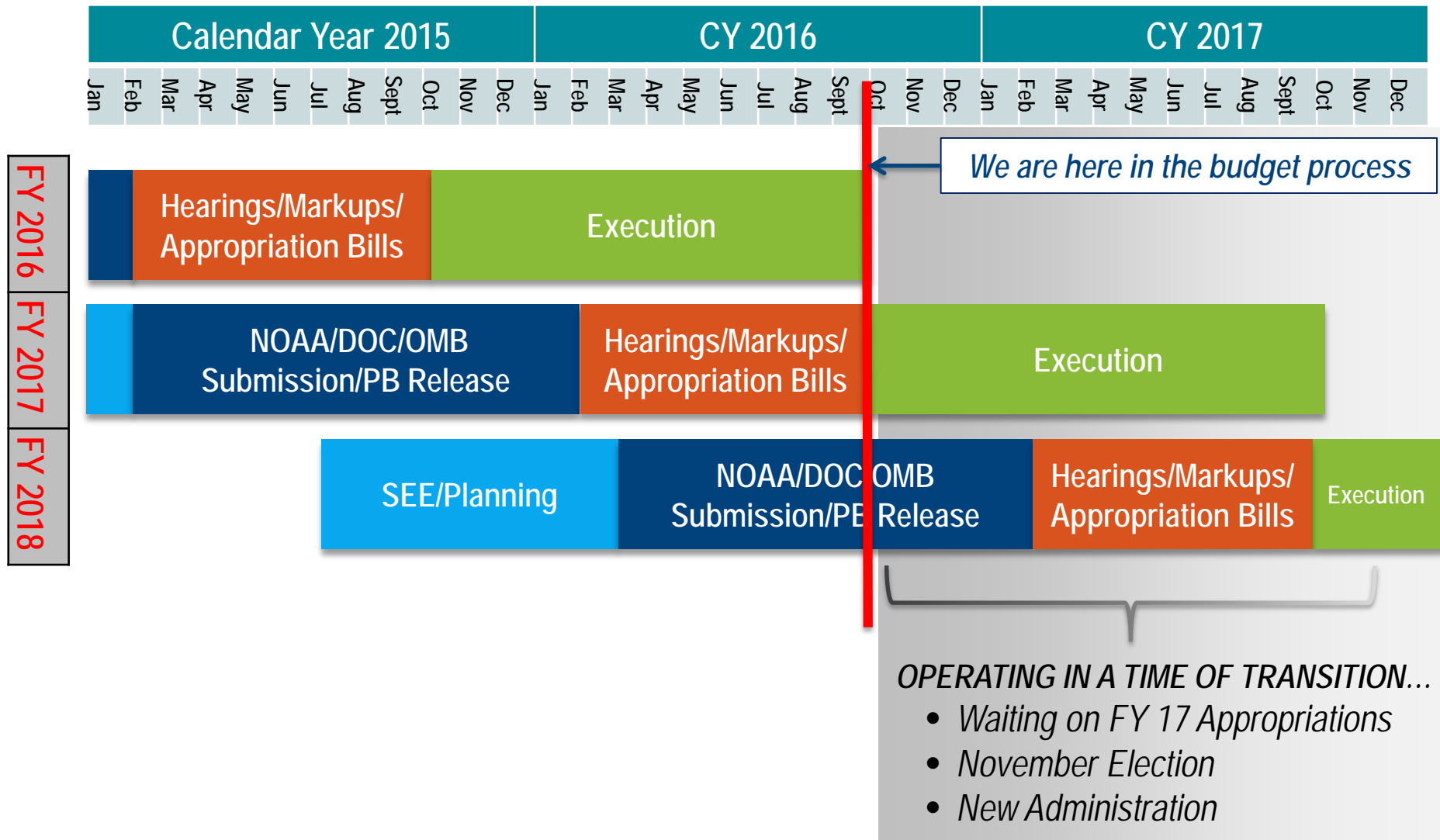
Budget Execution - Apportionment

- After the budget is appropriated, an apportionment must be signed to allow distribution of funds for obligation.

Rescissions & Other Costs

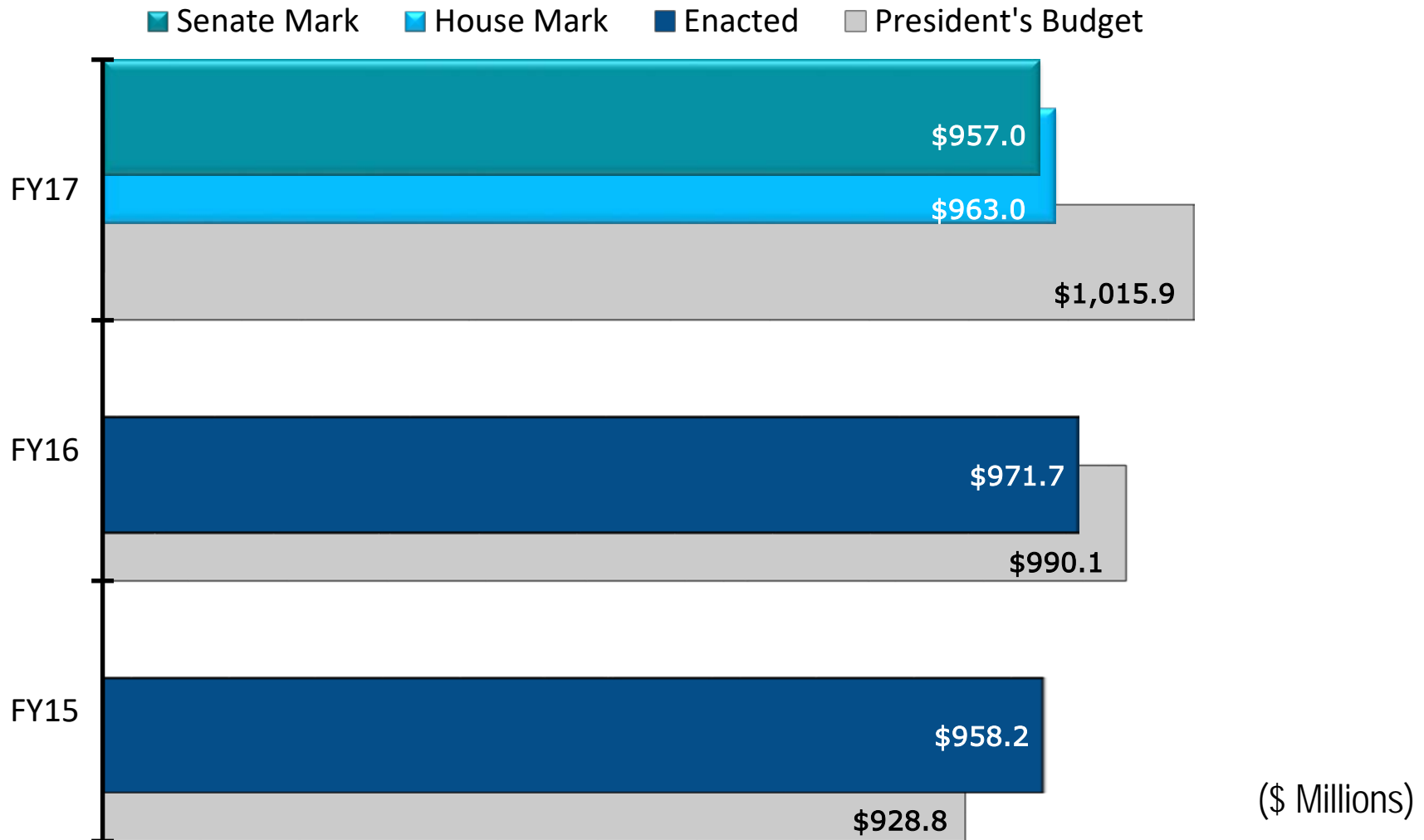
- From the appropriated amounts, agencies are subject to rescissions and other costs that must be accounted for before arriving at the funding available for a specific program or project.

The Federal Budget Timeline



What we know so far:

FY 2017 Congressional Marks



FY 2017 Highlights

President's
Budget

Senate
Mark
(Draft Interpretation)

House
Mark

Core Capacity Investments:

• ESA/MMPA Section 7 Consultations	+\$13.5M	+\$ 2.7M	+\$7.0M
• EFH Consultations	+\$ 6.5M	+\$ 1.1M	+\$4.0M
• Pacific Salmon	+\$ 2.3M	--	+\$3.5M
• Species Recovery Grants	+\$16.0M	+\$ 0.5M	--
• NOAA Facilities Mukilteo	+\$ 4.6M	+\$ 4.6M	+\$4.6M

Advances in Fisheries Science and Management:

• Ecosystem Based Solutions-Fisheries Mgmt	+\$ 5.9M	--	--
• Aquaculture	+\$ 1.5M	+\$ 3.0M	(\$2.8M)
• Environmental and Economic Resilience	+\$ 9.0M	--	--
• Observers and Training	+\$ 1.1M	--	(\$0.2M)
• National Catch Share Program	+\$ 2.5M	--	--
• Distributed Biological Observatory (Arctic)	+\$ 0.9M	--	--

Strategic Programmatic Investments:

• Management of Fair Trade	+\$ 1.6M	+\$ 1.6M	--
• Cooperative Enforcement Program	+\$ 1.0M	--	--

Consolidated Funding:

• Coastal Resiliency Ecosystem Grants	-\$10.0M	-\$10.0M	-\$10.0M
---------------------------------------	----------	----------	----------



NOAA FISHERIES

Vessel Asset Support

- Fleet Recapitalization (OMAO) FY 2017 Request:
 - \$24 M to complete design, acquisition, and construction of one Regional Survey Vessel (RSV).
 - \$100 M in mandatory funds to begin construction on a second RSV
 - Senate Mark: \$75 million provided for a Survey Vessel
 - House Mark: \$0 for new vessel construction.
- Charter Vessel Support



FY 2017 Senate & House Mark - Highlights

Senate Mark	House Mark
<ul style="list-style-type: none"> Partially funds ESA/MMPA Consultations Increase (+\$2.7M) Partially funds EFH Consultations (+\$1.1M) 	<ul style="list-style-type: none"> Partially funds ESA/MMPA Consultations (+\$7.0M) Partially funds EFH Consultations Increase Request (+\$4.0M)
<ul style="list-style-type: none"> Regional Councils and Commissions funded at \$34.3M, same as FY 17 Request. Language directing Councils and Commission distribution of increase. 	<ul style="list-style-type: none"> Regional Councils and Commissions funded at \$34.3M, same as FY 17 Request. No specific language.
<ul style="list-style-type: none"> No increases for Salmon Mgmt \$1M increase for Pacific Salmon 	<ul style="list-style-type: none"> Salmon Mgmt funded \$4M over FY 16 (directed for Pacific Salmon Treaty, and GSI research). Pacific Salmon funded \$3.5M over FY 16 (directs \$5M for HGMPs)
<ul style="list-style-type: none"> Aquaculture funded at \$9.3M, \$3.0M over FY 16 	<ul style="list-style-type: none"> Aquaculture funded at \$3.5M, \$2.8M below FY 16.
<ul style="list-style-type: none"> Continues \$5.0M for Gulf of Mexico Reef fish assessments, same as FY 16. 	<ul style="list-style-type: none"> Directs \$10.0 million for competitive awards to improve Gulf of Mexico stock assessments, up from \$5M, but does not provide full funding for this effort.
<ul style="list-style-type: none"> Continues \$7.0M as requested for EM/ER, same as FY16. 	<ul style="list-style-type: none"> Directs \$10.5M for EM/ER, which is \$3.5M above the \$7.0M requested, with no additional funds provided.

FY 2017 Senate & House Mark – More Highlights

Senate Mark	House Mark
<ul style="list-style-type: none">• Cooperative Research funded at \$12.0M, same as FY 17 Request.• Funds Mukilteo Facilities Initiative (+\$4.557M)• Funds PCSRF at \$65M, \$7M same as FY17 Request/FY16 Enacted.• Approves reduction/transfer for Coastal Ecosystem Resiliency Grants.• Based on the current estimates, approximately \$15.6M will be available for the S-K at the FY 17 House Mark and Senate Mark level.• Do <i>not</i> fund FY 17 requested increases for:<ul style="list-style-type: none">• Ecosystem-Based Solutions• Arctic Distributed Biological Observatory• Observers• National Catch Share Program• Joint Enforcement Agreements related to IUU fishing	

Outcomes in Specific PPAs of Interest

PPA/Detail funding (\$ in thousands)	FY 2015 Enacted	FY 2016 Enacted	FY 2017 Request	FY 2016 House Mark	FY 2016 Senate Mark
Regional Councils and Fisheries Commission	\$32,738	\$33,470	\$34,254	\$34,250	\$34,254
<i>Regional Councils</i>	\$24,395	\$25,102	\$25,871		
<i>International Fisheries Commissions</i>	\$382	\$384	\$384		
<i>Interstate Fish Commissions - 3 Commissions</i>	\$741	\$743	\$744		
<i>Interstate Fish Commissions - Atlantic Cooperative Mgmt</i>	\$7,220	\$7,241	\$7,255		
<i>Interjurisdictional Fisheries Grants (IJ)*</i>	[\$2,500]	[\$3,000]	--		
Interjurisdictional Fisheries Grants	\$2,500	\$3,000	\$3,004	\$3,000	\$3,004
Fisheries Information Networks	\$22,000	\$22,000	\$22,056	\$22,056	\$22,500
<i>Pacific Coastal Fisheries Information Network (PACFIN)</i>	\$2,969	\$2,969			
<i>Alaska Fisheries Information Network (AKFIN)</i>	\$3,158	\$3,158			
<i>Recreational Fisheries Info Network (RECFIN)</i>	\$3,477	\$3,477			
Pacific Coastal Salmon Recovery Fund (PCSRF)	\$65,000	\$65,000	\$65,000	\$65,000	\$65,000

Funding is not requested by specific FIN.

*IJ was moved to the Regional Councils and Fisheries Commissions PPA as part of the FY 2016 Request. The House Mark provides \$32.0M for this entire PPA, while the Senate Mark provides \$33.5M, but also moves back IJ to its own PPA and funds it at \$3.0M.

FY 2017 Councils Funding and Adjustments to Base

FY 2017 Senate CJS Report Language:

“Fishery Councils and Commissions.—No less than \$34,254,000 is provided to support the Regional Fishery Management Councils, Interstate Marine Fisheries Commissions, and International Fisheries Commissions. All amounts provided by this act for NMFS Regional Councils and Fisheries Commissions, which are above amounts provided in fiscal year 2016, shall be distributed in equal proportion between the Councils and the Interstate Fish Commissions.”

- If this language is approved in the Conference Mark, NMFS will spread the provided increase over FY 2016 proportionally between Regional Councils and Fisheries Commissions.
- This would result in a different split of the increase between the Councils and Fisheries Commissions than requested in the President's Budget.

Funding to States

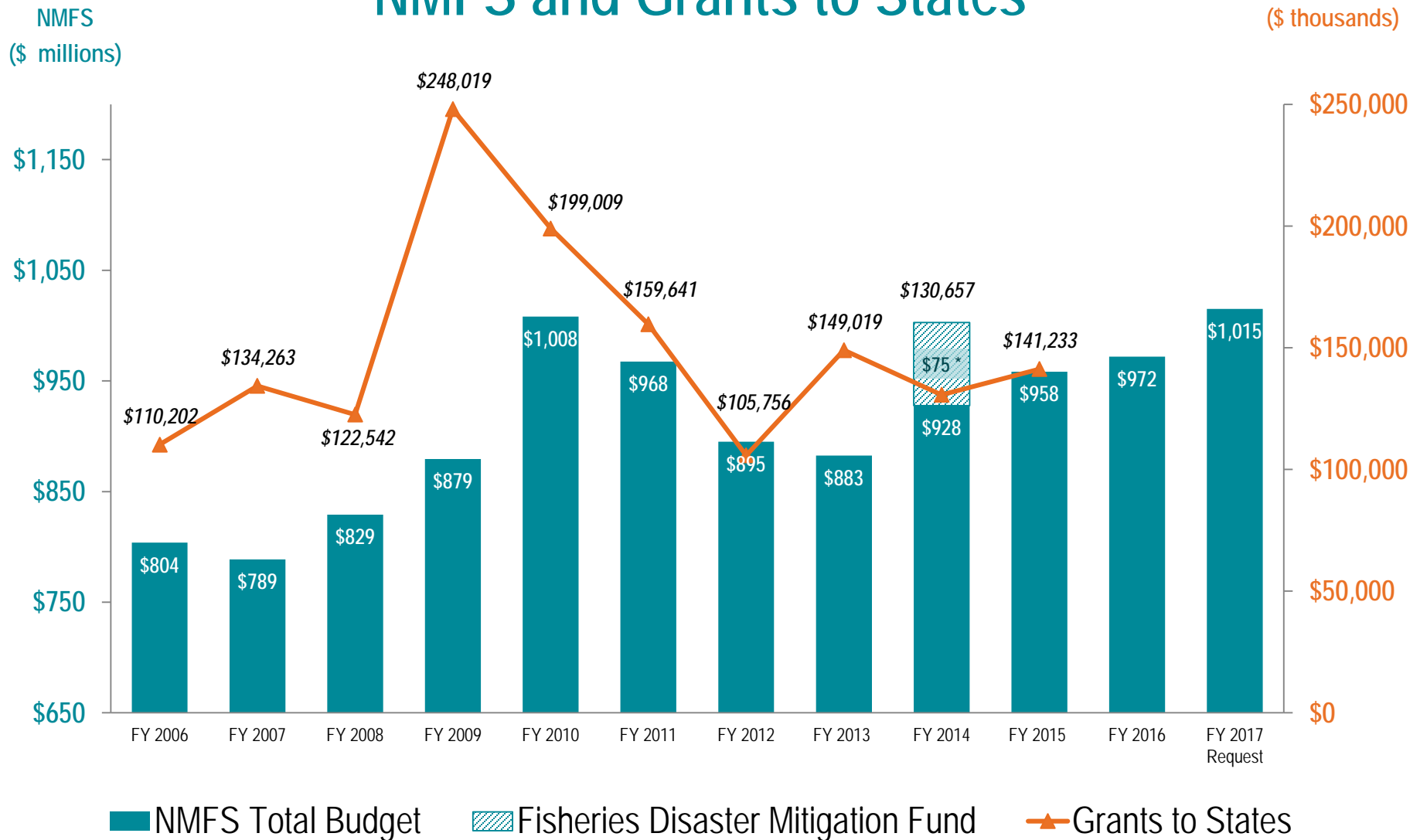
Major Grant and Agreement Funding Budget Lines to States

(\$ in thousands)

Budget Line Name	FY 2015	FY 2016	FY 2017 Request (Estimate)	FY 2017 House Mark	FY 2017 Senate Mark
Interjurisdictional Fisheries Act	\$2,500	\$3,000	\$3,004	\$3,000	\$3,004
Southeast Area Monitoring & Assessment	\$5,125	\$5,125	\$5,148	\$5,148	\$5,125
Atlantic Coastal Fisheries Cooperative Management Act	\$7,220	\$7,241	\$7,255	\$7,255	\$7,255
Joint Enforcement Agreements	\$18,182	\$18,279	\$19,321	\$18,279	\$18,279
Pacific Salmon Treaty	\$10,900	\$11,004	\$11,007	\$13,004	\$11,035
Species Recovery Grants	\$5,000	\$6,000	\$22,020	\$6,000	\$6,500
Pacific Coastal Salmon Recovery Fund	\$65,000	\$65,000	\$65,000	\$65,000	\$65,000
FINs – Atlantic States Marine Fisheries Commission	\$2,003	\$2,003	\$2,003*	\$2,003*	\$2,003*
FINs – Alaska Fisheries Information Network	\$3,158	\$3,158	\$3,158*	\$3,158*	\$3,158*
FINs – Pacific Coastal Fisheries Information Network	\$2,969	\$2,969	\$2,969*	\$2,969*	\$2,969*
FINs – Recreational Fishery Info Network	\$3,724	\$3,724	\$3,724*	\$3,724*	\$3,724*
FINs – Marine Fisheries Initiative (MARFIN)	\$3,302	\$3,302	\$3,302*	\$3,302*	\$3,302*
FINs – Gulf Fisheries Information Network	\$4,296	\$4,296	\$4,296*	\$4,296*	\$4,296*
Total of Major Grant & Agreement Funding:	\$133,379	\$135,101	\$152,207	\$137,138	\$135,650

* FY 2017 FINs funding levels are estimates

Historical Budget Trends of NMFS and Grants to States



*FY 2014 Spend Plan includes \$75M for the Fisheries Disaster Mitigation Fund.



FY 2016 External Grants

Electronic Monitoring and Reporting Grant Program (NFWF)

- The 2016 EMR Grant Program RFP was released the 1st week of May.
- Proposals were due June 13, 2016.
- Will award ~\$3.4 million in grants (\$3M from NOAA).
- NFWF awarded five grants for 2015 totaling \$3 million (\$2M from NOAA), which were matched by an additional ~\$1.5 million from the grantees

FY 2016 External Grants

Coastal Resiliency Grants

- NOAA has awarded \$13 million in coastal resilience grant money from 2015 to 2016, through cooperative resilience grant programs in NOAA Fisheries and NOAA Ocean Service
 - NMFS Coastal Ecosystem Resiliency Grants Program – awarded \$4M in 2015
 - NOS Regional Coastal Resilience Grants Program – awarded \$9M in 2016
 - \$4.5M each for their FY15 and FY16 competitions
- NMFS announced availability of up to \$8.5M in funding for 2016 awards
 - Applications were due August 16, 2016

FY 2016 Saltonstall-Kennedy Grants

- NMFS announced the FY16 Competitive Program via Grants.gov on September 4, 2015
- ~ \$11.3M worth of applications were funded in the third and fourth quarters of FY16
- 325 eligible applications (worth ~ \$76M) were received
- 94 were selected for scoring by Constituency panels.
- The top 50 were funded
- For more information about the projects, visit <https://goo.gl/C3ELWH>

FY 16 S-K Priorities

7 Priorities were identified for the FY16 Competition

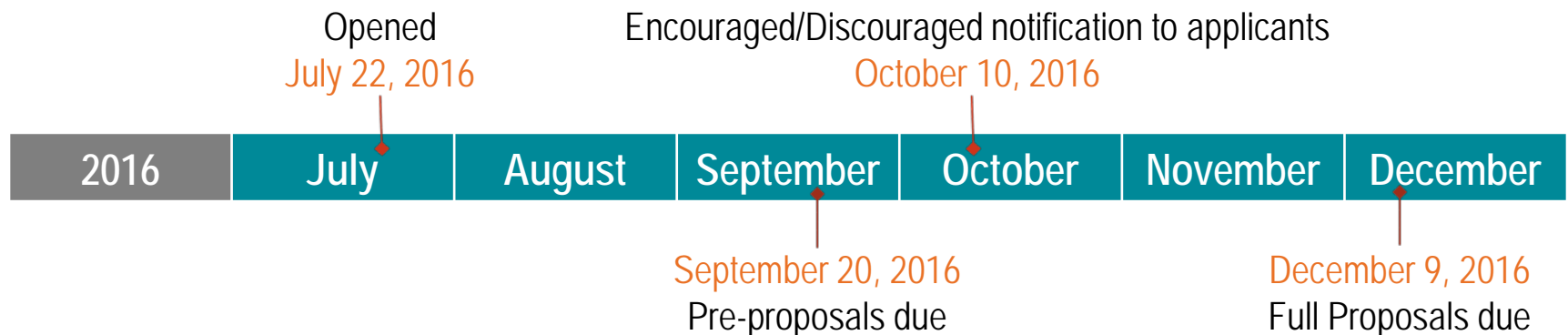
- Aquaculture
- Fisheries Data Collection
- Techniques for Reducing Bycatch and Other Adverse Impacts
- Adapting to Climate Change and Other Long Term Ecosystem Change
- Promotion, Development and Marketing
- Socio-Economic Research
- Territorial Science

Tentative FY16 S-K Funding by Region and Priority

By NMFS Region	# applications recommended out of those selected for scoring	Tentative Funding
Alaska	3 of 7	\$0.7 M
Greater Atlantic	22 of 42	\$4.6 M
Pacific Islands	7 of 12	\$1.6 M
Southeast	6 of 18	\$1.5 M
West Coast	12 of 15	\$2.8 M
By Priority		
Aquaculture	11 of 21	\$2.6M
Gear and By-Catch	7 of 13	\$1.2M
Climate Change	8 of 18	\$2.1M
Promotion and Development	3 of 6	\$0.6M
Socio-Economics, etc.	4 of 7	\$1.0M
Data Collection	15 of 27	\$3.4M
Territorial Science	2 of 2	\$0.5M

FY 2017 Competitive Process

- ~\$10M will be available in FY 17
- Priorities remain steady from FY 16 solicitation
- NMFS is conducting a “pre-proposal” process
 - Pre-proposals will be “encouraged” or “discouraged” to submit a full application
- Solicitation for proposals on Grants.gov



NOAA Fisheries Priorities: FY17 – FY21

In FY17 we will continue to focus on three strategic goals:


- *Ensure productivity and sustainability of fisheries and fishing communities through science-based decision-making and compliance with regulations.*
- *Recover and conserve protected resources through use of sound natural and social sciences.*
- *Improve organizational excellence.*



All other NOAA Fisheries programs, projects, and activities support these strategic goals.

National Program Activities - Highlights

- Ecosystem-Based Fishery Management (EBFM) Policy and Road Map
- Species in the Spotlight
- Ocean Noise Strategy
- National Climate Science Strategy
- National Bycatch Strategy
- National Standard 1
- MSA Reauthorization
- IUU and Seafood Fraud
- State Data Collection



Cost of Stock Assessments

- NOAA Fisheries has received several requests for details on stock assessment costs.
- Currently formulating this information for each region.
- Presenting this information:
 - As part of the FY16 Quarter 4 Stock Assessment Hill Briefing in early October.
 - Via webinar to the CCC, Commissions and State Directors.

Outlook

- Likely a Continuing Resolution to start FY 2017.
- Manage uncertainties by continuing to focus available resources on:
 - NOAA Fisheries' strategic goals
 - Collaboration with the States and Commissions on your highest priorities

Questions?



NOAA FISHERIES