



**NOAA  
FISHERIES**

# NOAA Fisheries Update

## Pacific States Marine Fisheries Commission

Alan Risenhoover  
Director, Office of Sustainable Fisheries  
August 23-26, 2015

# Topics

- Fiscal update
  - Current budget status and highlights
  - Outlook for FY 2016
- National Program Activities and Priorities



# Where We Are in 2015

December 13, 2014—NOAA Fisheries received its 2015 appropriation of **\$958.2 million**.

- **\$12.8 M (+1.6%) increase over FY14 Spend Plan for core programs.**

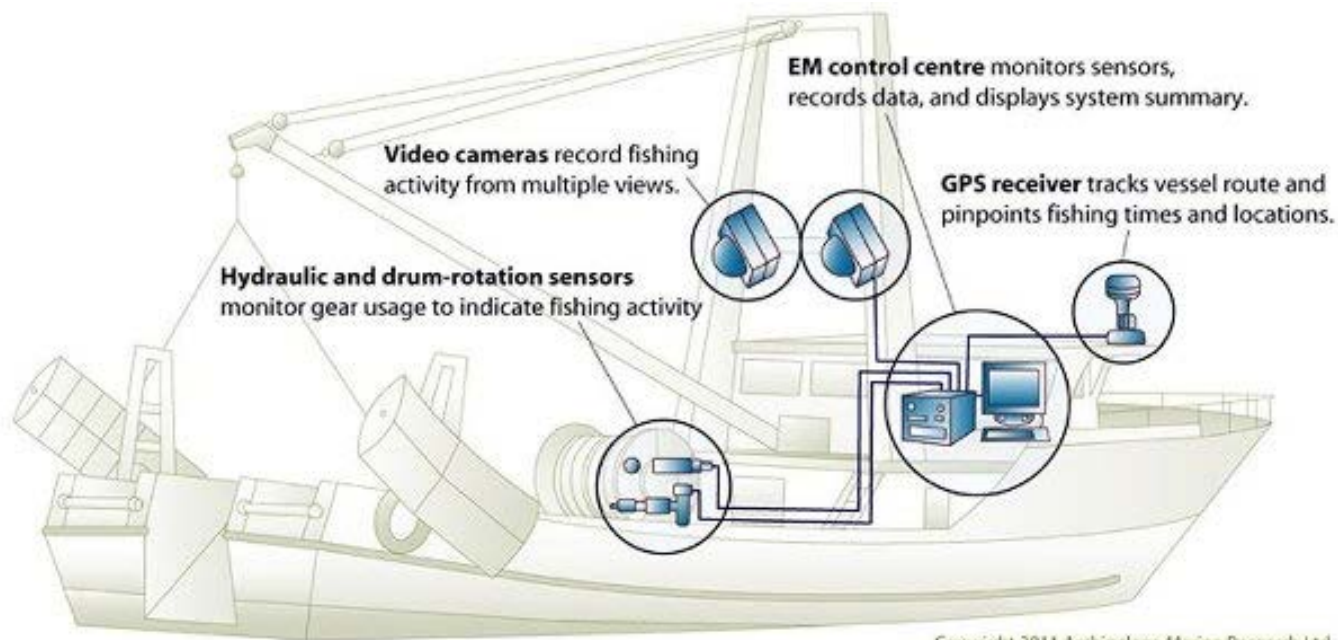


Credit: Dr. Dwayne Meadows, NOAA/NMFS/OPR.

# FY 2015: Electronic Monitoring and Reporting

## NOAA Fisheries Regional Electronic Technology Plans

- Provide a schedule of where and how to adopt appropriate electronic technologies, if any, for all fishery management plans.
- Individual regional plans are available online





# FY 2015: Electronic Monitoring and Reporting

## Electronic Monitoring and Reporting (EM/ER) Grant Program

- June 1<sup>st</sup>: National Fish and Wildlife Foundation (NFWF) announced first round of grant awards for the Electronic Monitoring and Reporting Grant Program.
- Considered applications from all US fisheries that catalyze adoption of EM/ER consistent with NOAA Fisheries Regional Electronic Technology Plans or data collection programs identified by Regional Fishery Management Councils.
- Awarded five grants for 2015 totaling \$3 million (\$2M from SK)
  - This will be matched by an additional ~\$1.5 million from the grantees

# FY 2014/15: Saltonstall-Kennedy Grants

- NMFS combined the FY 2014 and FY 2015 Competitive grants solicitations
- 285 applications were received, Funding for 88 projects totaling \$25 million –
  - Maximize Fishing Opportunities and Jobs: \$12.4 M
  - Improve the Cost-Effectiveness and Capacity for Observations: \$4.9 M
  - Increase the Supply, Quality, and Diversification of Domestic Seafood: \$6.4 M
  - Improve the Quality/Quantity of Fishery Information from the U.S. Territories: \$1.4 M
- Regionally distributed –
  - Alaska Region: \$1.8 M
  - Northeast/Greater Atlantic: \$8.8 M
  - Pacific Islands: \$2.8 M
  - Southeast/Gulf/Caribbean: \$5.5 M
  - West Coast: \$6.1 M
- SK National Program – Approximately \$6M

# FY 2016 Budget President's Request – NOAA Fisheries Overview

- Provides \$990.1 million total for NMFS
  - \$956.9 million discretionary
  - \$33.2 million mandatory
  
- \$31.9 million increase (3.3%) from FY 2015 Enacted

# FY 2016 President's Budget Detail

FY 2016 Request – Increases (\$ in millions)	FY 2016 Program Change
Protected and Managed Species Recovery	
Increase Consultation Capacity - ESA/MMPA & Corals	\$13.2
Increase Consultation Capacity - MSA EFH	\$5.7
Species Recovery Grants	\$17.0
Atlantic and Pacific Salmon	\$1.3
Advances in Fisheries Science and Management	
Ecosystem-based Solutions for Fisheries Management	\$5.0
Electronic Technologies	\$7.0
Distributed Biological Observatory (Arctic)	\$0.9
Expand Annual Stock Assessments	\$2.8
National Catch Share Program	\$2.2
Cross-cutting Programs that Provide Overall Economic Benefits	
Domestic Seafood Production and Jobs through Aquaculture	\$2.0
Combatting Illegal, Unreported and Unregulated Fishing	\$3.0
Enforcement Compliance & Forensics	\$0.9
Observers & Training	\$0.5
Fisheries Finance Program (Other Accounts)	\$10.3
<b>TOTAL Increase*</b>	<b>\$71.8</b>

\*Columns may not add due to rounding



# FY 2016 President's Budget Detail

FY 2016 Request – Decreases (\$ in millions)	FY 2016 Program Change
Prescott Grants	-\$1.9
Salmon Management Activities	-\$2.9
Coastal Resiliency Ecosystem Grants	-\$5.0
Pacific Coastal Salmon Recovery Fund (Other Accounts)	-\$7.0
<b>TOTAL Decreases*</b>	<b>-\$16.8</b>

# Electronic Technologies in FY 2016 Request

- **Electronic Monitoring and Reporting: +\$5.6M**
  - Requested under Fisheries and Ecosystem Science Programs and Services.
  - For development, testing, and installation of electronic monitoring and reporting technologies across the country.
- **Management and Regulatory Support for Electronic Technologies: +\$1.5M**
  - Requested under Fisheries Management and Programs and Services.
  - To support NMFS Regional staff, in partnership with the Regional Councils, to prepare the necessary analysis to develop and implement regulatory changes that emerge from the Council process.

# FY 2016 Commerce, Justice, Science (CJS) Appropriations Bill: NOAA (Overall)

## House (*passed June 3rd*)

• \$5.2B

- \$800 M below FY16 discretionary request
- \$274 M below FY 15 enacted

## Senate (*advanced by Committee, June 11<sup>th</sup>*)

• \$5.4 B

- \$593.1 M below FY16 discretionary request
- \$ 59.4 M below FY 15 enacted

# FY 2016 CJS Appropriations Bill: NOAA Fisheries

## House (*passed*)

- \$896.1M for Discretionary Accounts
  - \$830.7M for ORF
    - 6.5% below FY16 discretionary request
    - 1.0% above FY15 enacted

## Senate (*advances to floor*)

- \$895.9 M for Discretionary Accounts
  - \$830.6 M for ORF
    - 6.5% below FY16 discretionary request
    - 1.0% above FY15 enacted

# FY 2016 Budget Overview

Line Item / Account (\$ in millions)	FY 2014 Spend Plan*	FY 2015 Enacted	FY 2016 Program Changes	FY 2016 President's Request	FY 2016 House Mark	FY 2016 Senate Mark
Protected Resources Science and Management	\$178.5	\$180.7	\$29.6	\$214.2	\$180.2	\$182.4
Fisheries Science and Management	\$516.9	\$520.0	\$17.5	\$546.1	\$529.7	\$529.6
Enforcement	\$62.9	\$65.0	\$3.9	\$70.0	\$65.0	\$67.0
Habitat Conservation and Restoration	\$51.0	\$56.4	\$0.7	\$57.9	\$55.9	\$51.5
Subtotal ORF	\$809.3	\$822.1	\$51.7	\$888.2	\$830.7	\$830.6
Pacific Coastal Salmon Recovery Fund (PCSRF)	\$65.0	\$65.0	-\$7.0	\$58.0	\$65.0	\$65.0
Other Accounts	\$128.5	\$71.1	\$10.3	\$43.9	\$33.5	33.5
<b>TOTAL</b>	<b>\$1,002.8*</b>	<b>\$958.2</b>	<b>\$55.0</b>	<b>\$990.1</b>	<b>\$929.3</b>	<b>\$929.1</b>

\*FY 2014 Spend Plan includes \$75M for the Fisheries Disaster Mitigation Fund

# Outcomes in Specific PPAs

PPA/Detail funding (\$ in thousands)	FY 2014 Spend Plan	FY 2015 Enacted	FY 2016 Request	FY 2016 House Mark	FY 2016 Senate Mark
<b>Regional Councils and Fisheries Commission</b>	<b>\$31,950</b>	<b>\$32,738</b>	<b>\$35,975</b>	<b>\$32,000</b>	<b>\$33,470</b>
<i>Regional Councils</i>	\$23,636	\$24,395	\$25,102		
<i>International Fisheries Commissions</i>	\$381	\$382	\$384		
<i>Interstate Fish Commissions - 3 Commissions</i>	\$739	\$741	\$743		
<i>Interstate Fish Commissions - Atlantic Cooperative Mgmt</i>	\$7,194	\$7,220	\$7,241		
<i>Interjurisdictional Fisheries Grants (IJ)*</i>	[\$2,496]	[\$2,500]	\$2,505		
<b>Interjurisdictional Fisheries Grants</b>	<b>\$2,496</b>	<b>\$2,500</b>	<b>[\$2,505]</b>		<b>\$3,000</b>
<b>Fisheries Information Networks</b>	<b>\$21,966</b>	<b>\$22,000</b>	<b>\$22,080</b>	<b>\$22,000</b>	<b>\$22,000</b>
<i>Pacific Coastal Fisheries Information Network (PACFIN)</i>	\$2,964	\$2,969	\$2,980		
<i>Alaska Fisheries Information Network (AKFIN)</i>	\$3,153	\$3,158	\$3,173		
<i>Recreational Fisheries Info Network (RECFIN)</i>	\$3,472	\$3,477	\$3,488		
<b>Pacific Coastal Salmon Recovery Fund (PCSRF)</b>	<b>\$65,000</b>	<b>\$65,000</b>	<b>\$58,000</b>	<b>\$65,000</b>	<b>\$65,000</b>

\*IJ was moved to the Regional Councils and Fisheries Commissions PPA as part of the FY 2016 Request. The House Mark provides \$32.0M for this entire PPA, while the Senate Mark provides \$33.5M, but also moves back IJ to its own PPA and funds it at \$3.0M.



# House Language - West Coast / Alaska

- Maintain funding for marine mammal stranding program
- Fish information networks shall be adequately funded within funding levels
- Expedite review of hatchery and genetic management plans
- Support for development and implementation of electronic monitoring
- Report on the status of fishery cooperatives in North Pacific

# Senate Language - West Coast / Alaska

- Maintain funding for marine mammal stranding program
- Provide adequate funding to support Pacific salmon research and management activities, the Pacific Salmon Treaty, and Mitchell Act hatcheries
- Support for development, testing, and installation of EM/ER technologies

# FY 2016 House and Senate Mark - Highlights

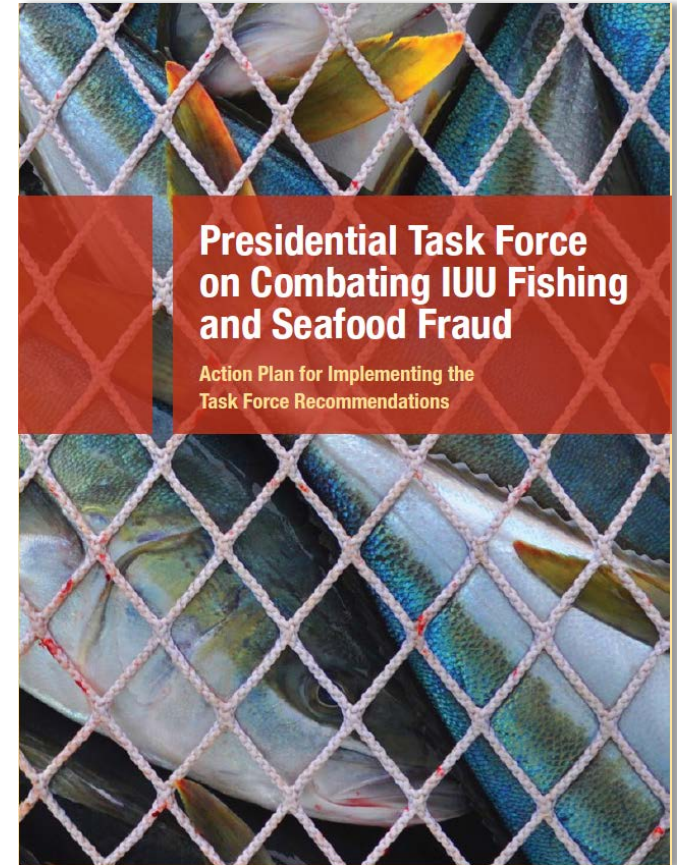
House Mark	Senate Mark
<ul style="list-style-type: none"> <li>Adopts the requested budget restructure.</li> </ul>	<ul style="list-style-type: none"> <li>Adopts the budget restructure with minor modifications.</li> </ul>
<ul style="list-style-type: none"> <li>Regional Councils and Commissions funded at \$32M, \$4M below FY16 Request and \$3.2 M below FY15 Enacted.</li> </ul>	<ul style="list-style-type: none"> <li>Regional Councils and Commissions funded at \$33.5M, same as FY16 Request, and \$0.7M above FY 15.</li> </ul>
<ul style="list-style-type: none"> <li>Does not provide requested increases for EM/ER, or IUU. Directs NMFS to fund within resources.</li> </ul>	<ul style="list-style-type: none"> <li>Provides partial increase of FY 16 Request for EM/ER (+\$2.3M) and IUU (+\$2.0M). Language provides support for these initiatives.</li> </ul>
<ul style="list-style-type: none"> <li>PCSRF is \$65M, \$7M above FY16 Request, same as FY15.</li> <li>Does not include \$10.3 million to support Pacific REFI.</li> <li>Includes \$12.0M for cooperative research, level with FY15.</li> <li>Based on the current estimates, approximately \$16.2M will be available for the SK program at the FY 16 House Mark and Senate Mark level.</li> </ul>	

# Outlook for FY 16

- Passage of a final appropriations bill by September 30<sup>th</sup> seems unlikely.
- Congress may opt for a continuing resolution.
- Fiscal uncertainty will continue.

# National Program Activities

- National Standard 1
- MSA Reauthorization
- National Bycatch Strategy
- Presidential Task Force on IUU and Seafood Fraud



# National Program Activities

## Saltonstall-Kennedy Grants Program: FY 2016


- NMFS is currently developing the funding priorities for the FY16 S-K grant solicitation:
  - Priorities for S-K are based on NMFS Priorities document.
  - NMFS formally solicited input from the Councils, Commissions, and States on the priorities, responses were due August 21.
    - They have been cross-checked with each of the Council's 5-year research plans.
    - NMFS has also reviewed available Commission research plans to ensure their priorities were reflected.
  - We have moved away from Program Themes to National Priorities
  - Applications that support Community Resiliency and Community-based Bridge Plans are Encouraged.
- The SK account should have approximately \$16.2 M in FY 2016
- NMFS anticipates publishing the formal solicitation in Early September for approximately \$11 M



# National Program Activities

- National Climate Strategy
- Species in the Spotlight

.... and much more.



# NOAA Fisheries Priorities: FY16 – FY20

In FY16 we will focus on three core priorities:

- *Ensure productivity and sustainability of fisheries and fishing communities through science-based decision-making and compliance with regulations.*
- *Recover and conserve protected resources through use of sound natural and social sciences.*
- *Improve organizational excellence.*



All other NOAA Fisheries programs, projects, and activities support these core mission mandates

# Questions