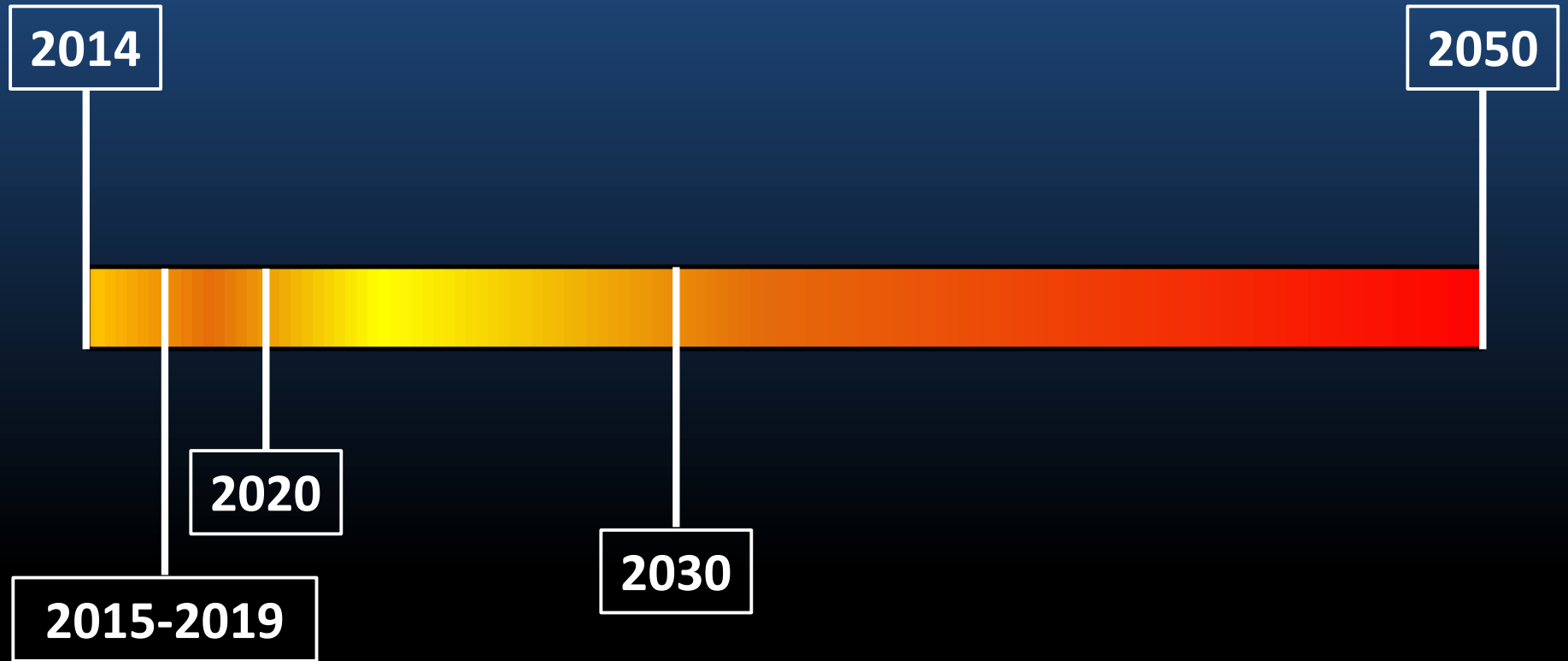


State of Washington Director's Report



PSMFC Annual Meeting
August 25, 2014

Spectrum of Challenges Ahead



2014 Challenges

- Feb: Wild Fish Conservancy Lawsuit
- Feb 27: Wanapum Dam



- March 22: Oso Landslide
- Tribal Hunting Disputes
- Hatchery Genetic Mgmt Plans
- Wildfires in Eastern WA
- Wolf Predation Issues




And...

I'm Leaving WDFW on Dec 31, 2014

Wanapum Dam: Drawdown Impacts

Exposed Lands Caused Safety and Cultural Resource Theft Problems





Oso Landslide: WDFW Response and Support





* Packs represented by polygons are packs that had collared wolves and the polygon is the estimated pack range. Packs represented by circles are packs that did not have collared wolves and the circle is a generic representation of the pack location.

** Packs may be removed from map due to natural breakup of the pack, lethal control, or no longer detected.

2015-2019 Challenges

Federal

- Mitchell Act Reduction
 - \$800,000 this year, more to come
- Pacific Salmon Commission Funding Reduction
- Pacific Coast Salmon Recovery Fund Reduction
- MSA Reauthorization and Potential Loss of Delegated Authority for Dungeness Crab



State

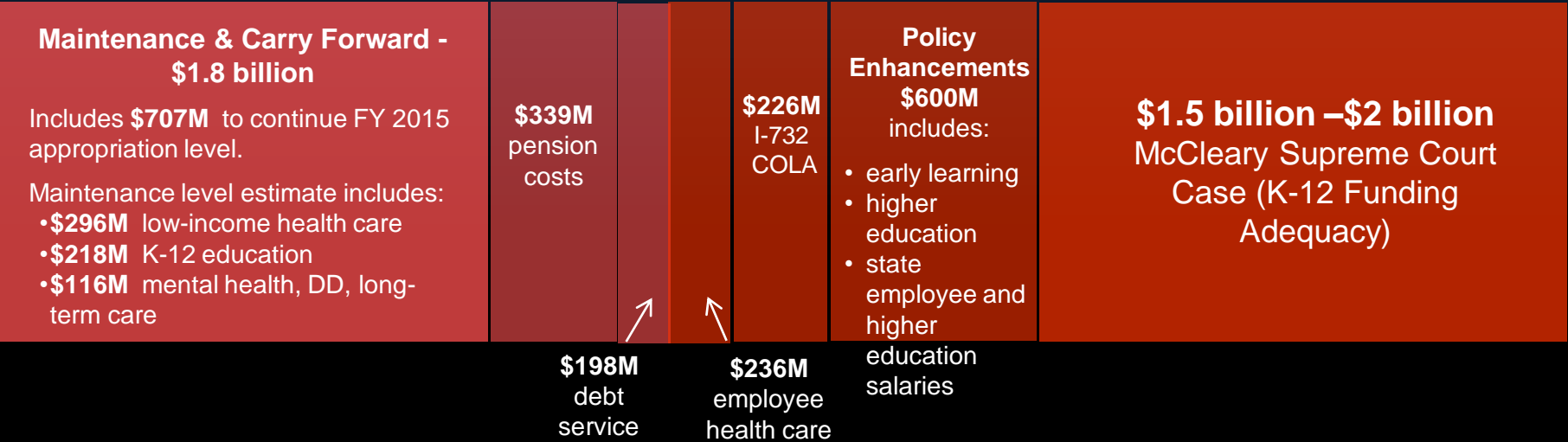
- State General Fund Reduction (15% in 2015-17 ??)
- Inflationary Costs?
 - 1.5% Inflation Adds Another \$1.7 M per Biennium Beginning 2017-19

2015–17 Operating Budget Problem

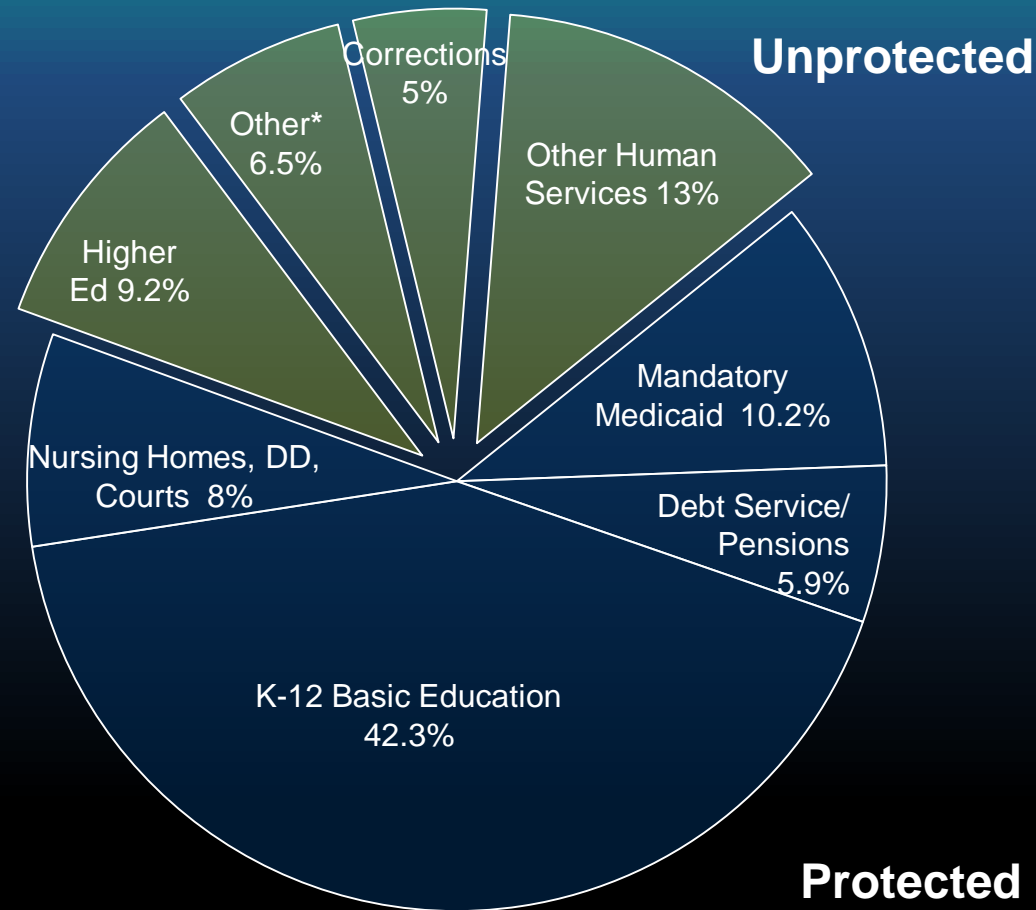
Projected Additional Revenue



Projected Additional Needs



Natural Resources Unprotected



*Other includes balance of K-12, legislative agencies, governmental operations, natural resource agencies, transportation, other education, other appropriations

15% GF-S Potential Reductions

WDFW Defined Target: \$11M

- Enforcement Officers (\$2.3M)
- HPA Permitting (\$3.0M)
- Payment in Lieu of Taxes to Counties (\$700K)
- Hatchery Closures (\$2.9M)
- Commercial Salmon Fishery Closures
 - Puget Sound (\$570K)
 - Grays Harbor and Willapa Bay (\$290K)
- Puget Sound Shellfish Fishery Closures (\$450K)
- Additional Program Reductions (\$720K)



License Fee Increases ??

- **Create Commercial Salmon Endorsement**
- **Increases to Recreational License Fees**
- **Estimated Annual Revenue: \$2.5 M (approximate)**
- **Does Not Address Possible GF-S Reductions and Inflationary Costs**

2015 – 2050 Challenges

- Columbia River Dredge Disposal
- Offshore Renewable Energy Development
- Climate Change and Sea Level Rise
- Ocean Acidification
- Columbia River Treaty
- U.S. v. Oregon Agreement Renegotiation
- Hatchery HGMP's
- Pacific Salmon Treaty – Chinook Annex Renegotiation
- Et cetera, et cetera....

On the Brighter Side...The Economic Importance of WA Fisheries

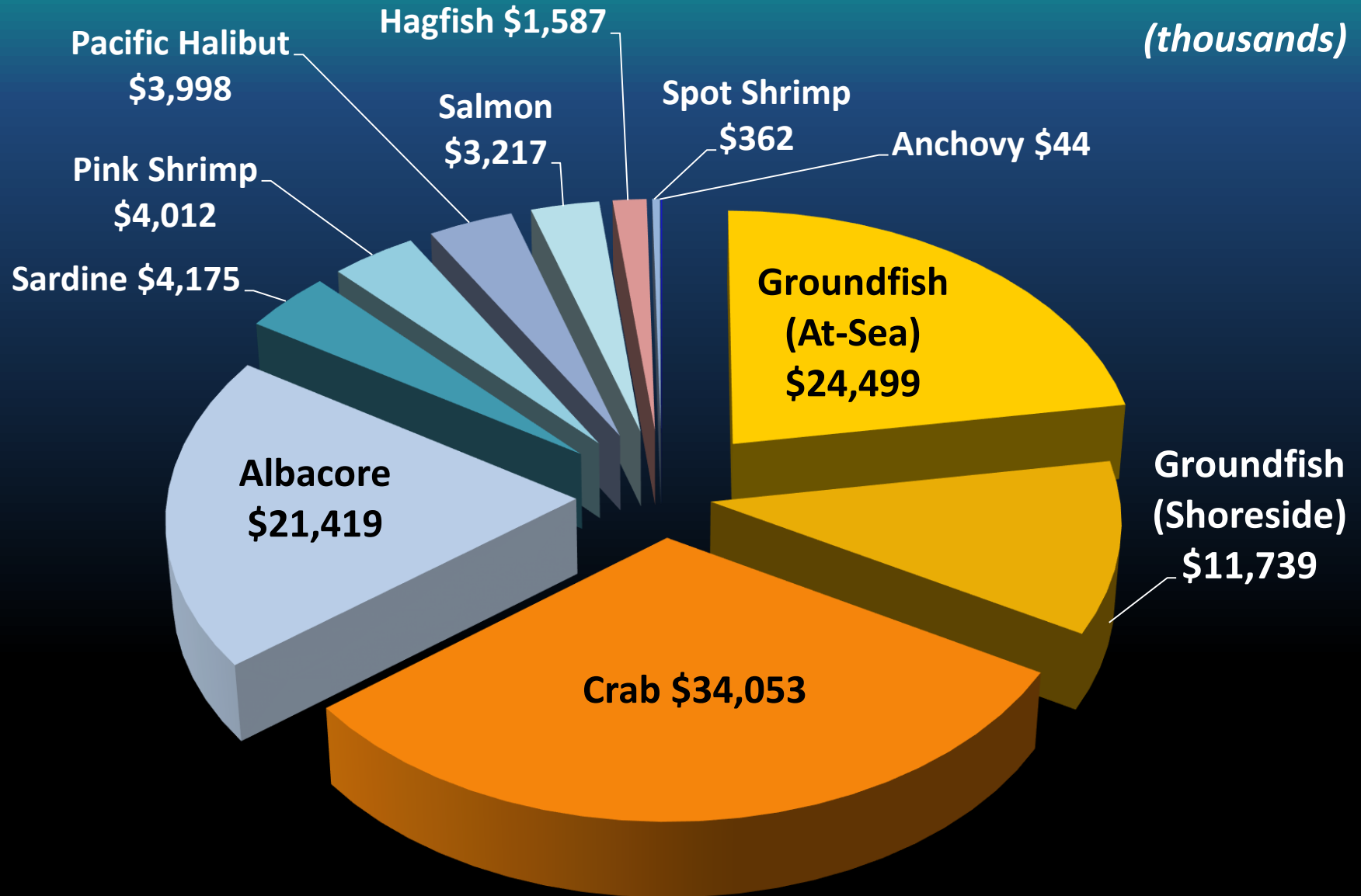
- **WA's Seafood Industry Provides 60,955 Jobs, \$7.5 Billion in Sales, \$2 Billion in Personal Income, and \$3 Billion in Value Added to the Economy¹**
- **Recreational and Commercial Fishing and Processing Businesses in WA Provide \$1.1 B in Wages and Estimated Gross Business Revenues to be \$8.6 B²**
- **Coastal Commercial Fisheries Produced An Annual Ex-Vessel Revenue Average of \$109 M/yr in 2009-2013**
- **In 2012-13: 720,000 Anglers Bought Fishing Licenses**

¹NOAA (2013) "Fisheries in the United States, 2012"

²King County Development Council (2013), Community Attributes Economic Study

Coastal Commercial Fisheries

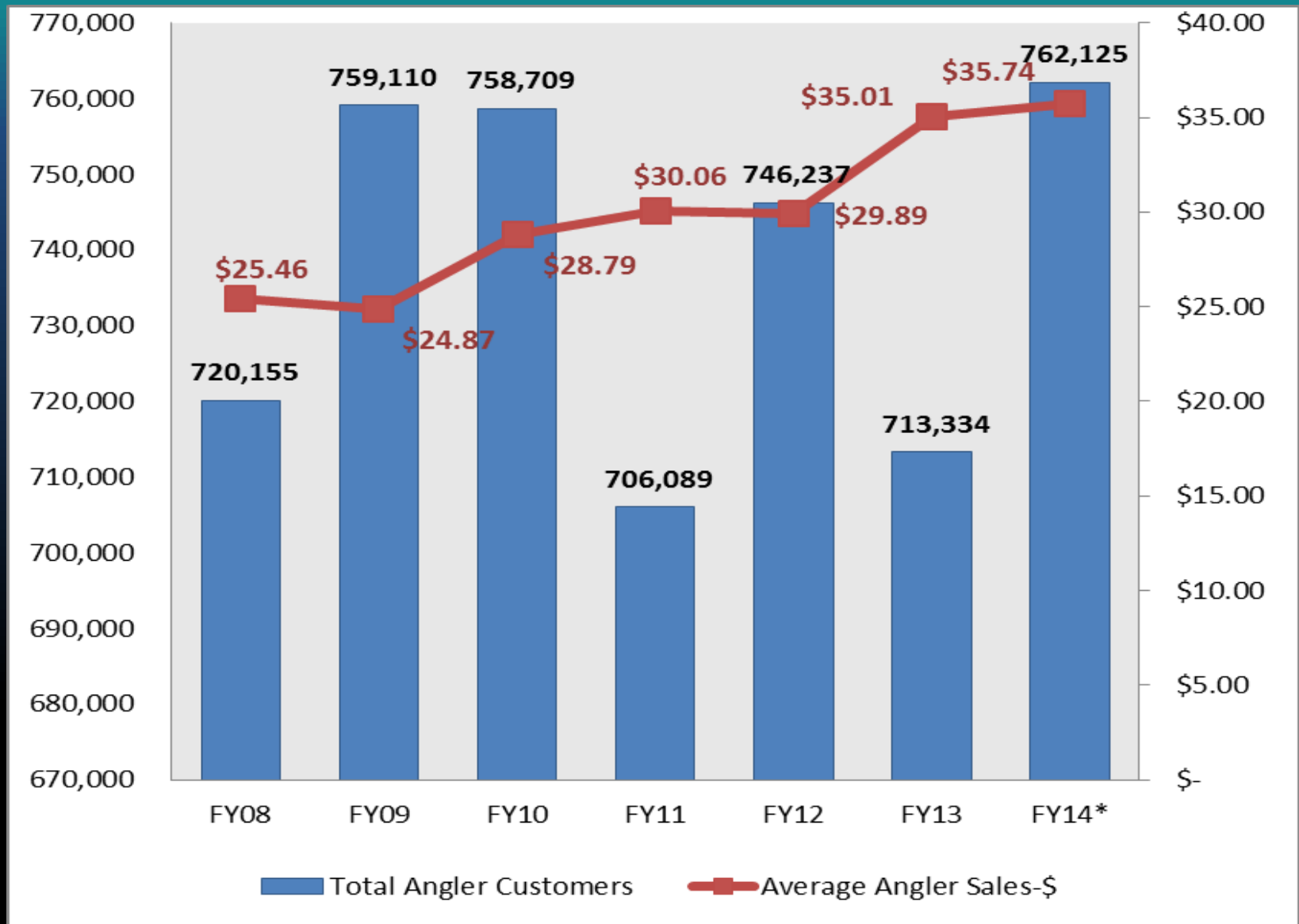
2009-13 avg. ex-vessel revenue
(thousands)



On the Brighter Side...Angler Trips are Up

- 500,000 Angler Trips - Puget Sound Dungeness Crab
- 460,000 Angler Trips -Puget Sound Salmon
- 92,000 Angler Trips - Coastal Salmon
- 44,000 Angler Trips – Coastal Marine Fish
- 400,000 Angler Trips – Razor Clams
- 837,000 Angler Trips – Salmon - Columbia River Basin
- 1.8 million Angler Trips – Trout - Throughout Washington

Recreational License Sales: FY08-FY14



QUESTIONS ???